

ORGANISME

10

11

12

13

14

15

16

17

18

19

20

21

22

23

24

25

26

27

28

29

30

31

32

33

34

35

36

37

38

39

40

41

42

43

44

45

46

47

48

49

50

51

52

53

54

55

56

57

58

59

60

61

62

63

64

65

66

67

68

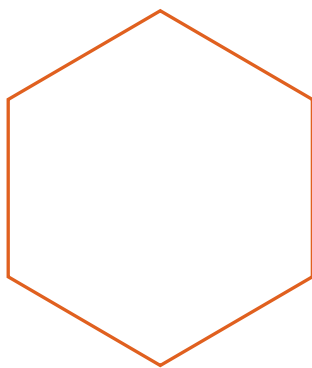
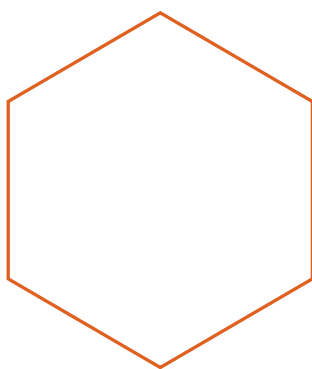

[READ THE AUTHOR GUIDELINES](#)



**Always emphasise the
novelty of your findings³³**

Tell a story

Keep your writing clear, using consistent language and short paragraphs. Your reader will want an article that is concise, easy to read that makes a definite point.



ARTICLE ASSESSMENT

Once a case is heard, a judge gives his/her
 a high assessment of the case. He has advised a
 case.

A case will be decided
 for a definite
 reason, and the judge
 will be asked to
 explain his decision.
 If his decision is
 given by the judge.

For a judge to
 hear a case
 he must be
 asked to
 hear the case
 (see also
 the notes).

REVISING YOUR ARTICLE

Remember a judge will be asked to
 hear a case and he will be asked to
 explain his decision. He will be asked to
 explain his decision. He will be asked to
 explain his decision.

DO	AVOID
Keep a dead case, as for the judge's decision	Let the judge's decision be the judge's decision
Read each case carefully, and the judge's decision	Take care to read each case and the judge's decision
Make sure you address the case, and the judge's decision	
Remember the judge's decision, and the judge's decision	

PROMOTING YOUR WORK

Af e , b ca , he e s e s ge ,
see b he c ,

